

Cadet

Essais Qualificatifs (QP)

Document 10.1 OFFICIEL

Résultats

Sous réserve du contrôle technique ou d'incidents d'ordre sportif

Cl	N°	Pilote	Concurrent	Equipement	Secteur 1	Secteur 2	Secteur 3	Temps	Ecart	Tours
1	26	DAVID Hadrien	CBK	ZANARDI / / BRIDGESTONE	17.482	24.771	21.075	1:03.328		7
2	6	HADJAR Isack	240RACING	ZANARDI / / BRIDGESTONE	17.429	24.802	21.112	1:03.343	0.015	7
3	40	NICOLINO Maxime	NICOLINO SPORT	CRG BY KCM / / BRIDGESTONE	17.282	24.693	21.396	1:03.371	0.043	7
4	70	MEGUETOUNIF Sami	KART IN PRO	ZANARDI / / BRIDGESTONE	17.513	24.859	21.085	1:03.457	0.129	7
5	97	FRAYSSE Kilian	240 RACING	ZANARDI / / BRIDGESTONE	17.470	24.779	21.326	1:03.575	0.247	7
6	16	BERNIER Victor	ASPHALT RACING	SODI / / BRIDGESTONE	17.583	24.806	21.250	1:03.639	0.311	7
7	24	COCHET Mathéo	AP KARTING	ZANARDI / / BRIDGESTONE	17.583	24.957	21.104	1:03.644	0.316	7
8	14	GARCIN Alexis	EQUIPE GARCIN	ZANARDI / / BRIDGESTONE	17.677	24.889	21.082	1:03.648	0.320	7
9	32	GAZIL Ugo	RK COMPETITION/DADD	ZANARDI / / BRIDGESTONE	17.437	25.001	21.221	1:03.659	0.331	7
10	30	RONZIERE Jules	TEAM FOTI JUNIOR	ZANARDI / / BRIDGESTONE	17.469	25.032	21.170	1:03.671	0.343	7
11	15	LAMBERT Néo	MATEC	ZANARDI / / BRIDGESTONE	17.497	24.919	21.274	1:03.690	0.362	6
12	10	DUVIGNAU Xavier	XAV	SODI / / BRIDGESTONE	17.554	25.030	21.187	1:03.771	0.443	7
13	9	METTETAL Jules	PKS	ZANARDI / / BRIDGESTONE	17.564	25.069	21.296	1:03.929	0.601	7
14	68	GASPERMENT-BRAYE Ren	RGB RACING	ZANARDI / / BRIDGESTONE	17.373	25.111	21.475	1:03.959	0.631	7
15	77	DROUX Damyen	DKC / KPR	ZANARDI / / BRIDGESTONE	17.567	25.159	21.315	1:04.041	0.713	7
16	8	VERDIER Enzo	CIRCUIT DE L'ENCLOS	SODI / / BRIDGESTONE	17.649	25.125	21.432	1:04.206	0.878	7
17	37	ROCHE Arthur	PKS	CRG BY KCM / / BRIDGESTONE	17.726	25.124	21.356	1:04.206	0.878	6
18	28	CAVAILHES Vincent	TEAM ROSSEL COMPÉTITION	ZANARDI / / BRIDGESTONE	17.767	25.247	21.385	1:04.399	1.071	7
19	18	PIEL Côme	AI TEAM	CRG BY KCM / / BRIDGESTONE	17.813	25.349	21.583	1:04.745	1.417	7
20	31	POULET Mathis	PSM LE MANS	SODI / / BRIDGESTONE	17.785	25.389	21.608	1:04.782	1.454	7

Départ : 10/09 - 09:06:07

Meilleur tour : N°26 DAVID Hadrien

1:03.328 83,84 Km/h

Météo : Soleil Air : 12°C Piste : Sèche


NSK3 Varennes 2016 (FRA) 09-11/09/2016

Page 1 / 1

3MK Events

Apex Timing





Cadet

Essais Qualificatifs (QP)

Best Sectors Analysis

Pour information, sans valeur officielle


S1			S2			S3			Ideal Lap Times					
Clt	N°	Temps	Clt	N°	Temps	Clt	N°	Temps	Clt	N°	Pilote	Ideal Lap	Best Lap	Diff.
1	40	17.282	1	40	24.693	1	26	21.075	1	40	NICOLINO Maxime	1:03.099	1:03.371	0.272
2	6	17.339	2	97	24.745	2	14	21.082	2	6	HADJAR Isack	1:03.202	1:03.343	0.141
3	68	17.373	3	6	24.751	3	70	21.085	3	26	DAVID Hadrien	1:03.328	1:03.328	
4	32	17.437	4	26	24.771	4	24	21.104	4	70	MEGUETOUNIF Sami	1:03.411	1:03.457	0.046
5	97	17.444	5	16	24.806	5	6	21.112	5	97	FRAYSSE Kilian	1:03.439	1:03.575	0.136
6	77	17.464	6	70	24.859	6	16	21.121	6	14	GARCIN Alexis	1:03.442	1:03.648	0.206
7	70	17.467	7	14	24.889	7	40	21.124	7	16	BERNIER Victor	1:03.489	1:03.639	0.150
8	30	17.469	8	24	24.908	8	30	21.170	8	24	COCHET Mathéo	1:03.555	1:03.644	0.089
9	14	17.471	9	15	24.919	9	10	21.187	9	32	GAZIL Ugo	1:03.631	1:03.659	0.028
10	26	17.482	10	32	24.973	10	9	21.196	10	30	RONZIERE Jules	1:03.671	1:03.671	
11	15	17.497	11	77	24.998	11	32	21.221	11	68	GASPERMENT-BRAYE Renaud	1:03.683	1:03.959	0.276
12	10	17.540	12	68	25.008	12	97	21.250	12	15	LAMBERT Néo	1:03.690	1:03.690	
13	24	17.543	13	10	25.030	12	77	21.250	13	77	DROUX Damyen	1:03.712	1:04.041	0.329
14	16	17.562	14	30	25.032	14	15	21.274	14	10	DUVIGNAU Xavier	1:03.757	1:03.771	0.014
15	9	17.564	15	9	25.069	15	68	21.302	15	9	METTETAL Jules	1:03.829	1:03.929	0.100
16	8	17.586	16	37	25.124	16	28	21.337	16	8	VERDIER Enzo	1:04.143	1:04.206	0.063
17	28	17.695	17	8	25.125	17	37	21.356	17	37	ROCHE Arthur	1:04.197	1:04.206	0.009
18	37	17.717	18	28	25.231	18	8	21.432	18	28	CAVAILHES Vincent	1:04.263	1:04.399	0.136
19	31	17.753	19	18	25.272	19	18	21.583	19	18	PIEL Côme	1:04.620	1:04.745	0.125
20	18	17.765	20	31	25.389	20	31	21.608	20	31	POULET Mathis	1:04.750	1:04.782	0.032

NSK3 Varennes 2016 (FRA) 09-11/09/2016

3MK Events

Apex Timing 





Cadet

Essais Qualificatifs (QP)

Analyse des tours

Pour information, sans valeur officielle

Tours Secteur 1 Secteur 2 Secteur 3 mps au tour

N°6 HADJAR Isack

1	17.877	26.026	21.618	1:05.521
2	17.632	25.212	21.271	1:04.115
3	17.586	25.036	21.201	1:03.823
4	17.673	24.900	21.253	1:03.826
5	17.522	25.014	22.628	1:05.164
6	17.429	24.802	21.112	1:03.343
7	17.339	24.751	21.413	1:03.503

N°8 VERDIER Enzo

1	18.236	25.890	21.775	1:05.901
2	17.865	25.731	21.860	1:05.456
3	17.754	25.467	21.641	1:04.862
4	17.661	25.225	22.140	1:05.026
5	17.649	25.125	21.432	1:04.206
6	17.666	25.307	21.633	1:04.606
7	17.586	25.317	1:00.143	1:43.046

N°9 METTETAL Jules

1	18.478	26.177	21.832	1:06.487
2	18.430	25.480	21.706	1:05.616
3	17.692	25.184	21.494	1:04.370
4	17.901	25.621	21.431	1:04.953
5	17.651	25.694	21.572	1:04.917
6	17.564	25.069	21.296	1:03.929
7	18.006	25.069	21.196	1:04.271

N°10 DUVIGNAU Xavier

1	18.149	26.771	21.804	1:06.724
2	17.915	25.608	21.593	1:05.116
3	17.609	25.639	21.512	1:04.760
4	17.540	25.270	21.408	1:04.218
5	18.169	25.539	21.239	1:04.947
6	17.554	25.030	21.187	1:03.771
7	17.575	25.059	22.148	1:04.782

Tours Secteur 1 Secteur 2 Secteur 3 mps au tour

N°14 GARCIN Alexis

1	18.148	25.698	21.691	1:05.537
2	17.825	25.424	21.437	1:04.686
3	17.679	25.040	21.308	1:04.027
4	17.765	25.076	21.345	1:04.186
5	17.677	24.889	21.082	1:03.648
6	17.471	25.040	21.210	1:03.721
7	17.553	25.086	21.143	1:03.782

N°15 LAMBERT Néo

1	19.677	25.846	21.843	1:07.366
2	17.836	25.536	21.789	1:05.161
3	18.646	25.365	21.449	1:05.460
4	17.725	25.264	21.364	1:04.353
5	17.497	24.919	21.274	1:03.690
6	17.517	24.980	21.565	1:04.062

N°16 BERNIER Victor

1	18.002	25.540	21.556	1:05.098
2	17.917	25.148	21.314	1:04.379
3	17.868	25.239	21.369	1:04.476
4	17.687	24.964	21.299	1:03.950
5	17.742	25.040	21.179	1:03.961
6	17.583	24.806	21.250	1:03.639
7	17.562	24.962	21.121	1:03.645

N°18 PIEL Côme

1	18.373	25.873	22.144	1:06.390
2	18.364	26.625	28.547	1:13.536
3	17.895	25.513	21.809	1:05.217
4	17.981	25.515	21.736	1:05.232
5	17.813	25.349	21.583	1:04.745
6	17.765	25.272	21.784	1:04.821
7	17.813	25.391	21.944	1:05.148

Tours Secteur 1 Secteur 2 Secteur 3 mps au tour

N°24 COCHET Mathéo

1	18.271	25.687	21.644	1:05.602
2	17.891	25.296	21.491	1:04.678
3	17.625	25.257	21.294	1:04.176
4	17.658	25.185	21.332	1:04.175
5	17.649	25.406	21.370	1:04.425
6	17.583	24.957	21.104	1:03.644
7	17.543	24.908	24.905	1:07.356

N°26 DAVID Hadrien

1	18.061	25.736	21.615	1:05.412
2	17.775	25.263	21.485	1:04.523
3	17.621	26.148	21.411	1:05.180
4	17.781	25.014	21.389	1:04.184
5	17.625	25.030	21.169	1:03.824
6	17.504	24.955	21.175	1:03.634
7	17.482	24.771	21.075	1:03.328

N°28 CAVAILHES Vincent

1	18.261	26.415	22.293	1:06.969
2	17.847	25.897	22.467	1:06.211
3	17.908	25.640	21.420	1:04.968
4	17.695	25.257	21.927	1:04.879
5	17.767	25.247	21.385	1:04.399
6	17.717	25.397	21.337	1:04.451
7	17.924	25.231	32.292	1:15.447

N°30 RONZIERE Jules


1	18.214	25.893	21.747	1:05.854
2	17.633	25.396	21.547	1:04.576
3	17.605	25.549	21.323	1:04.477
4	18.101	25.333	21.543	1:04.977
5	18.231	25.895	21.291	1:05.417
6	17.500	25.116	21.353	1:03.969
7	17.469	25.032	21.170	1:03.671

NSK3 Varennes 2016 (FRA) 09-11/09/2016

3MK Events

Apex Timing





Cadet

Essais Qualificatifs (QP)

Analyse des tours

Pour information, sans valeur officielle

Tours Secteur 1 Secteur 2 Secteur 3 mps au tour

N°31 POULET Mathis

1	18.262	26.177	22.203	1:06.642
2	18.453	25.809	22.521	1:06.783
3	17.828	25.518	21.688	1:05.034
4	18.458	25.581	21.664	1:05.703
5	17.753	25.777	22.261	1:05.791
6	17.964	25.558	22.948	1:06.470
7	17.785	25.389	21.608	1:04.782

N°68 GASPERMENT-BRAYE Renaud

1	17.980	25.706	21.717	1:05.403
2	17.638	25.690	21.518	1:04.846
3	17.611	25.194	21.441	1:04.246
4	17.542	25.300	21.352	1:04.194
5	17.530	25.008	21.502	1:04.040
6	17.496	25.299	21.302	1:04.097
7	17.373	25.111	21.475	1:03.959

N°32 GAZIL Ugo

1	18.030	25.731	21.572	1:05.333
2	17.868	25.456	21.540	1:04.864
3	17.686	25.129	21.633	1:04.448
4	18.590	25.017	21.510	1:05.117
5	17.962	25.315	21.690	1:04.967
6	17.574	24.973	21.234	1:03.781
7	17.437	25.001	21.221	1:03.659

N°70 MEGUETOUNIF Sami

1	18.141	25.737	21.693	1:05.571
2	17.697	25.344	21.567	1:04.608
3	17.502	25.211	21.369	1:04.082
4	17.810	25.422	21.583	1:04.815
5	17.737	25.166	21.319	1:04.222
6	17.467	25.010	21.219	1:03.696
7	17.513	24.859	21.085	1:03.457

N°37 ROCHE Arthur

1	18.191	26.410	21.937	1:06.538
2	17.936	25.572	21.728	1:05.236
3	17.894	25.467	21.461	1:04.822
4	17.717	38.795	21.893	1:18.405
5	17.803	25.597	21.527	1:04.927
6	17.726	25.124	21.356	1:04.206

N°77 DROUX Damyen

1	18.213	25.634	21.685	1:05.532
2	17.873	25.185	21.453	1:04.511
3	17.739	25.229	21.323	1:04.291
4	17.567	25.159	21.315	1:04.041
5	17.677	25.180	21.389	1:04.246
6	17.464	25.353	21.250	1:04.067
7	17.609	24.998	21.506	1:04.113

N°40 NICOLINO Maxime

1	18.081	25.722	21.683	1:05.486
2	17.938	24.976	21.518	1:04.432
3	17.576	24.878	21.406	1:03.860
4	17.657	25.054	21.365	1:04.076
5	17.446	24.840	21.380	1:03.666
6	17.339	24.989	21.124	1:03.452
7	17.282	24.693	21.396	1:03.371

N°97 FRAYSSE Kilian

1	18.028	25.668	21.776	1:05.472
2	17.858	25.178	21.479	1:04.515
3	17.598	24.986	21.294	1:03.878
4	17.582	24.930	21.278	1:03.790
5	17.470	24.779	21.326	1:03.575
6	17.583	24.819	21.250	1:03.652
7	17.444	24.745	22.271	1:04.460

NSK3 Varennes 2016 (FRA) 09-11/09/2016

3MK Events

Apex Timing 

